

# Democracy represents all the people

15 16 17 18 19 20 21 22 23 24 25  
millions

June 2016, in the referendum 17.4 million voted for Brexit and 16.1 million voted to stay<sup>1</sup>.



July 2016 polls<sup>2</sup> say 88% of both sides are sticking with their vote, 6% have changed their minds, the rest, don't know. (Leave voters are now changing their minds 5x faster than remainers.)



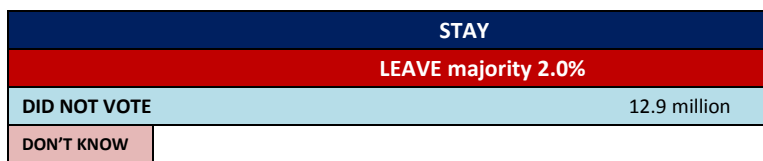
Add 750,000<sup>3</sup> new 18 year olds since June 2016, who can now vote, with 58%<sup>4</sup> turnout and 75%<sup>5</sup> in favour of staying in the EU.



Subtract 750,000 older voters no longer on the register<sup>6</sup>, with turnout of 75% and 66%<sup>7</sup> favouring LEAVE. (By 2020 the loss of older voters and gain of younger voters will reverse the original referendum result.<sup>8</sup>)



12.9 million on the electoral register didn't vote: an extra column for them.

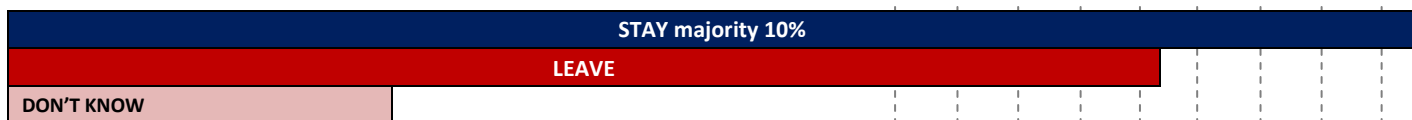


If there were a referendum today

All 30 polls since June 2016<sup>9</sup>, show that the majority of those who did not vote, but now indicate a preference, want to stay in the EU. The latest figures are 41% want to stay and 26% want to leave.



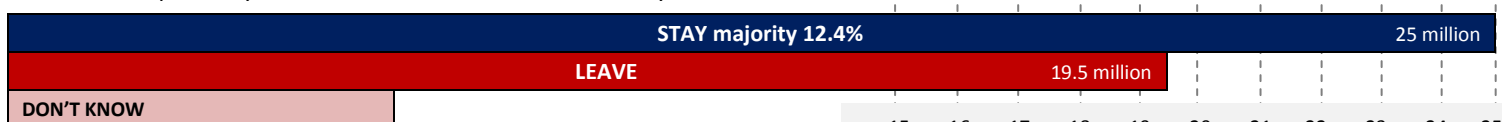
There are more than 3 million (non-UK) EU citizens<sup>10</sup>, resident in the UK. Many have families here, children in school here. Doctors, nurses, fruit-pickers, waiters, chefs, and many run businesses, they pay tax here. Most didn't get a vote at the referendum, only if they are Irish or from Gibraltar, Malta or Cyprus. Most would vote to stay if they had a vote.



700,000<sup>11</sup> expats who have lived outside of the UK for more than 15 years never got a vote – most of them would vote to stay.



1.5 million 16-17<sup>12</sup> year-olds wanted a vote, as they had for the Scottish Referendum. 16-17s would probably turnout and vote much the same way as the 18-24s<sup>13</sup>.



15 16 17 18 19 20 21 22 23 24 25  
millions

**So if there is actually something like a 12.4% majority for staying in the EU, why are we leaving it?**

---

<sup>1</sup> 17,410,742 voted to leave, 16,141,241 voted to stay, 12,913,178 did not vote

<sup>2</sup> Average of last ten (13<sup>th</sup> April – 22<sup>nd</sup> June 2017) YouGov polls asking *'In hindsight, do you think Britain was right or wrong to vote to leave the European Union.'*

Actual averages are voted remain: stay-88.4%, leave-5.8%, don't know-6.6%; voted leave: leave-88.2%, remain-5.1%, don't know-6.0%

<sup>3</sup> Office of National Statistics, estimates from May 2014

<sup>4</sup> Average of Opinium poll and Ipsos-mori poll below, assuming 90% registered

<sup>5</sup> <https://www.ipsos.com/ipsos-mori/en-uk/how-britain-voted-2016-eu-referendum>

<sup>6</sup> Assuming stable population with most deaths 60 years+.

<sup>7</sup> ibid 4 and 5

<sup>8</sup> [www.no2brexit.com/dashboard](http://www.no2brexit.com/dashboard)

<sup>9</sup> [www.no2brexit.com/polls.htm](http://www.no2brexit.com/polls.htm)

<sup>10</sup> <https://www.the3million.org.uk/>, probably 3.3 million, but only 3 million used in the calculations given difficulty in registration/voting pattern.

<sup>11</sup> <http://www.telegraph.co.uk/news/2016/04/28/david-cameron-and-former-union-boss-warn-brexit-would-be-a-disas/>

<sup>12</sup> ibid 3.

<sup>13</sup> Same turnout and voting pattern used as 18-24 group as previous.